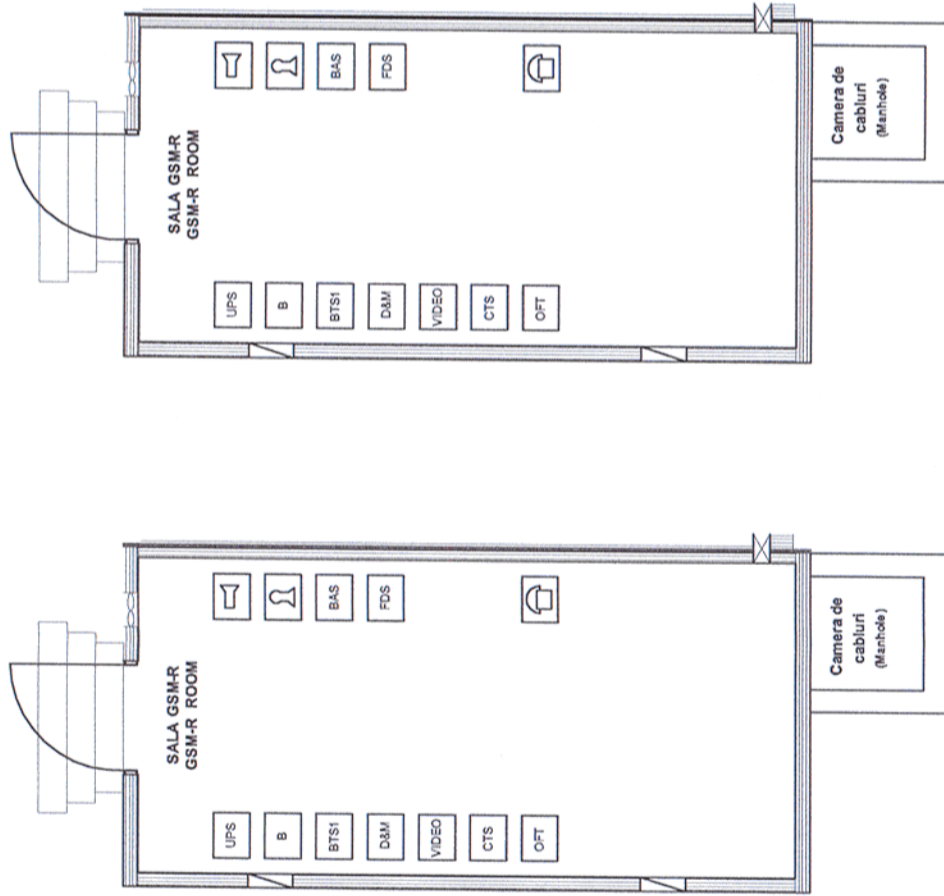

























Clădire-Container GSM-R GSM-R Shelter



LEGENDA - LEGENDA

-  Acoustic Burglar/ Fire Alarm - Alarma acustica antifurt/ incendiu
-  Blok Lock - Sistem de blocare
-  Burglar Alarm System - Sistem Antiefracție
-  Diagnose & Maintenance System - Sistem Diagnoză și Înrețire
-  Fire Detection System - Sistem de detecție incendiu
-  Base Transceiver Station
-  Battery Pack - Baterie Staționară
-  Video Surveillance - Supraveghere Video
-  Controller Terminal System
-  Optical Fibre Terminal - Terminal FO
-  Uninterrupted Power Supply
-  Telephone - Telefon

Indice Index	Data Date	Descriere Description	Semnatura Signature	Semnatura Signature	Semnatura Signature	Semnatura Signature
Modificare / Revision	E					
	D					
	C					
	B					
	A					
						
		BENEFICIAR / BENEFICIARY : COMPANIA NAȚIONALĂ DE CĂI FERATE "CFR" SA				
PROIECTANT / DESIGNER: 						
Aprobat Approved		Sef de echipa Team leader	C. Teodorescu		01.2013	
Verificat Checked		Expert Cheie Key Expert	R. Trommer		01.2013	
Subcontractant / Subcontractor 						
Aprobat Approved		Adjunct Sef de echipa Deputy Team leader	A.M. Baicu		01.2013	
Proiectat Designed		Inginer Engineer	A. Sopov		01.2013	
"Reabilitarea liniei c.f. Frontieră - Curtici - Simeria, parte componentă a coridorului IV Pan - European pentru circulația trenurilor cu viteză maximă de 160 km/h" Tronsonul 2-B : cap Y Bărzava - cap Y Ilteu "Rehabilitation of the Railway Line Border - Curtici - Simeria, component Part of the IV Pan - European Corridor for the Trains Circulation with maximum speed of 160 km/h" Section 2-B : end Y Bărzava - end Y Ilteu						
Denumire desen / Drawing Title : Plan clădire - container GSM-R - interior P.O. LALASINT / P.O. LALASINT - GSM-R inside shelter Layout plan						
Scara / Scale		Revizia / Revision		Cod desen / Drawing Code		Nr / No
		1/16.05.2013		PT.02.05.10.SM.122		01/01